

Equality and Diversity

Banner Jones Ltd is an equal opportunities employer. We are committed to working with our employees, clients and suppliers to ensure all our places of work are free from unlawful discrimination.

We encourage equality and diversity for 'all' in our employment and in the provision of services and ensure there is no discrimination on the grounds of sex, gender identity/transgender status, marital status, civil partnership, race, pregnancy and maternity, ethnic origin, colour, nationality, national origin, disability, sexual orientation, religion and belief or age.

We are committed to attracting, recruiting and retaining a diverse workforce because we understand the benefits to the Company and Clients in retaining a collection of skills and experiences so that a greater variety of resources can be offered.

Monitoring/Reporting

All regulated firms are required to collect, report and publish data about the diversity make-up of their workforce every two years. Employees are requested to fill out a Workforce Diversity monitoring survey, although, survey completion is not compulsory. Data is aggregated and reported to the Solicitors Regulation Authority (SRA) and the SRA publish the data aggregated across the profession. The SRA will collate and report firm data across the whole firm population of England and Wales and will not publish the aggregated data of any individual firm.

Publishing

The Company will publish a summary of workforce diversity data of respondents in accordance with SRA requirements, although, there is no requirement to publish workforce diversity data if individuals can be identified, for example, in relation to religion or belief, sexual orientation or gender identity/transgender status. Data will not be published in a way that allows individuals to be identified.

In summary, we encourage a culture that respects and values each other's differences, that promotes dignity, equality and diversity and encourages individuals to develop and maximise their true potential ensuring that all employees and job applicants receive fair and equal access in relation to employment whether part-time, full-time or temporary regarding terms and conditions, training, promotion, volunteering and services.

A full copy of our Equality and Diversity Policy is available on request by contacting our Compliance Officer for Legal Practice:

[Jayne Henshaw](#)

24 Glumangate

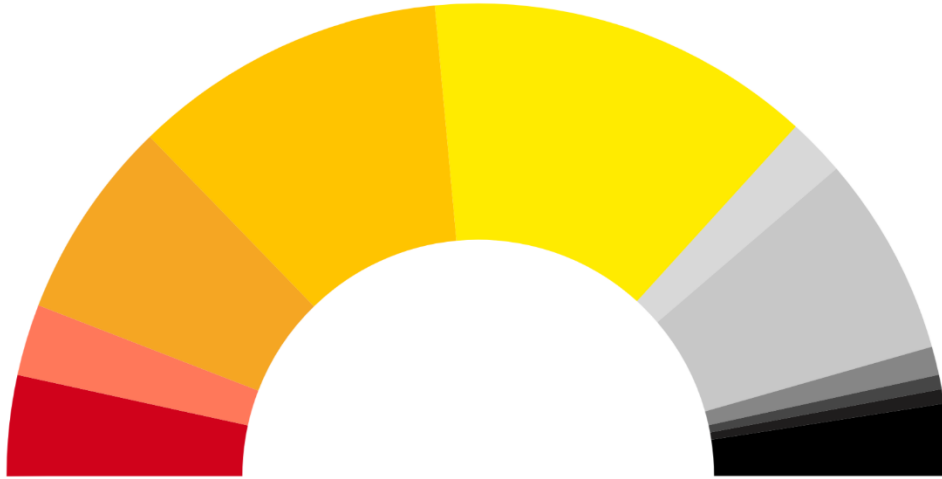
Chesterfield

S40 1UA

E-mail: JayneHenshaw@bannerjones.co.uk

Telephone: 01246 560560

Summary of Banner Jones Ltd Workforce Diversity Data - June 2025



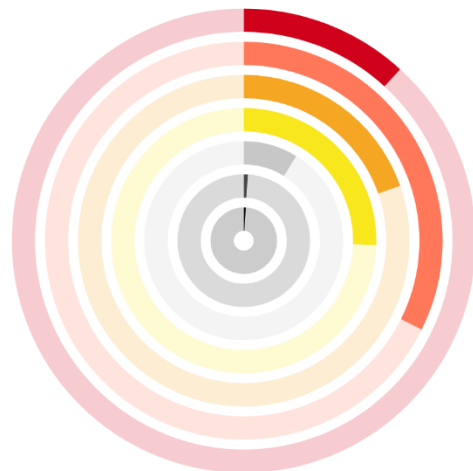
- Full equity solicitor partners/ sole practitioner (6.86%)
- Salaried or partial-equity solicitor partners (4.9%)
- Solicitor (not partner) (13.73%)
- Other fee earning role (21.57%)
- Role directly support a fee earner (26.47%)
- Managerial role (3.92%)
- IT/HR/other corporate services role (13.73%)
- Chartered Legal Executive (Fellow)/CILEx Practitioner (1.96%)
- Licensed Conveyancer (0.98%)
- Costs Lawyer (0.98%)
- Prefer not to say (4.9%)

Respondents - Sex registered at birth



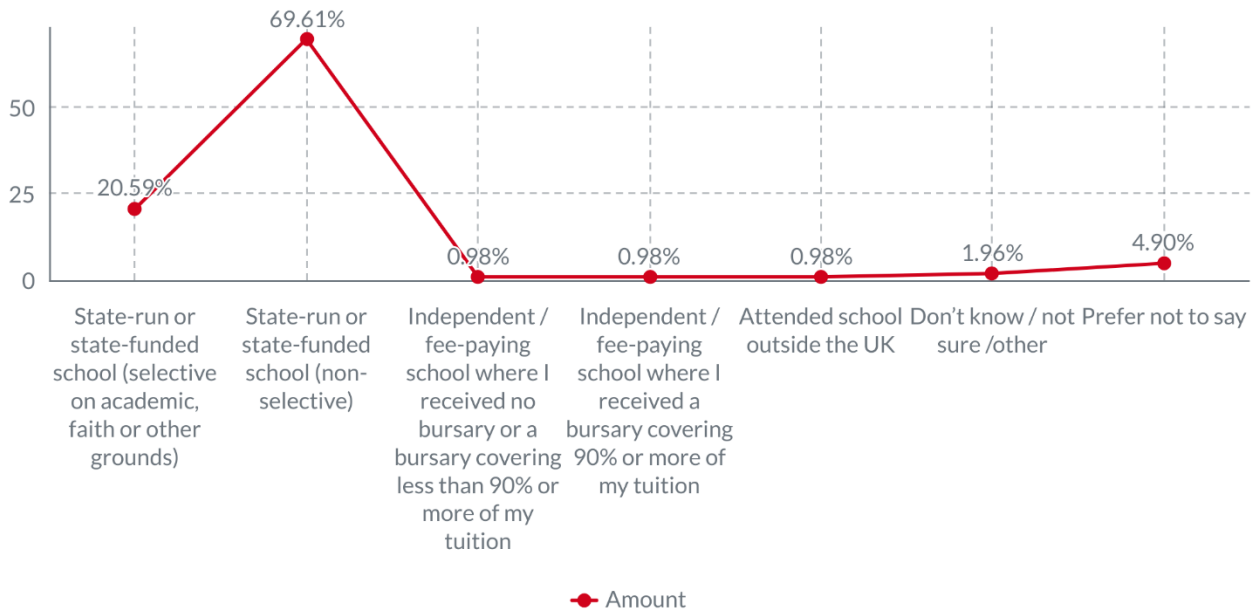
- Male (21.57%)
- Female (77.45%)
- Prefer not to say (0.98%)

Respondents - Age



- 16-24 (11.76%)
- 25-34 (32.35%)
- 35-44 (19.61%)
- 45-54 (25.49%)
- 55-64 (8.82%)
- 65+ (0.98%)
- Prefer not to say (0.98%)

Respondents - School attended between ages 11 and 16

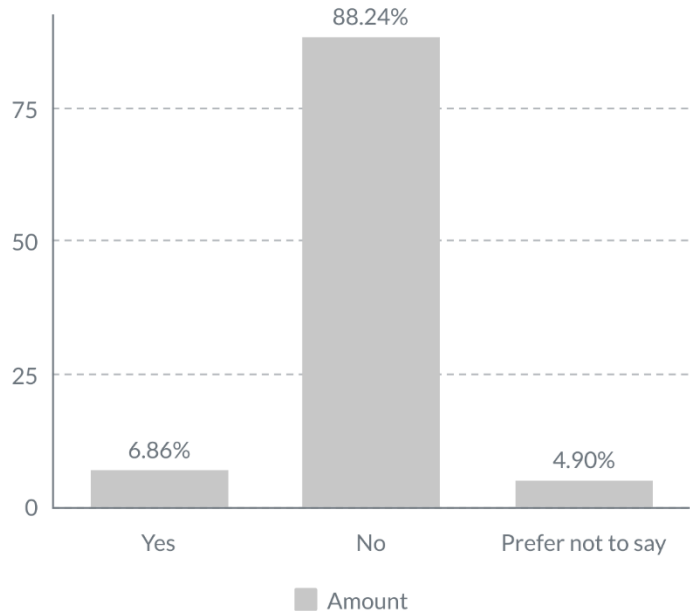


Respondents - Primary carer for child/children under 18

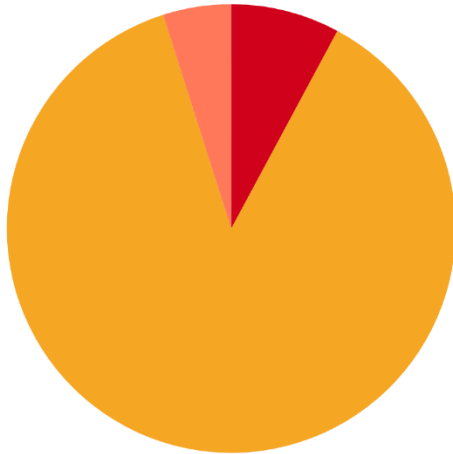


■ Yes (34.31%)
 ■ No (64.71%)
■ Prefer not to say (0.98%)

Respondents - Employees who report other carer responsibilities (not in a paid capacity)




Respondents - Disability



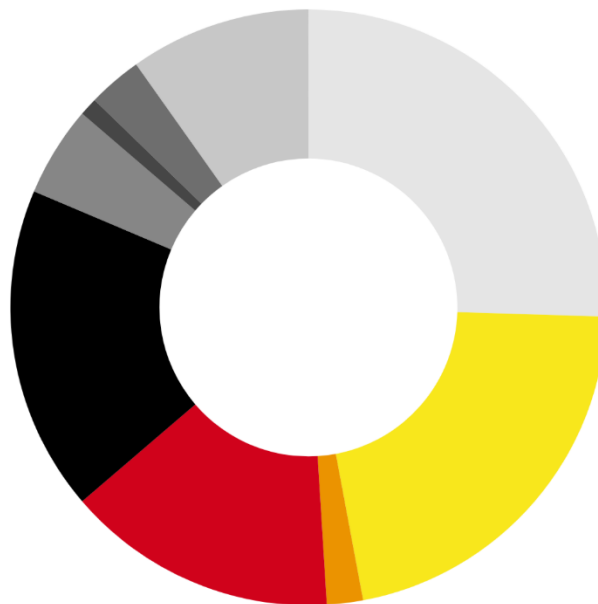
- Yes (7.84%)
- No (87.25%)
- Prefer not to say (4.9%)

Respondents - Parents attended University/attained a degree by the time respondents were age 18



- No, neither of my parents attended university (65.69%)
- Yes, one or both of my parents attended university (26.47%)
- Don't know / not sure (2.94%)
- Prefer not to say (4.9%)

Respondents - Main occupation of main household earner when respondents were aged 14



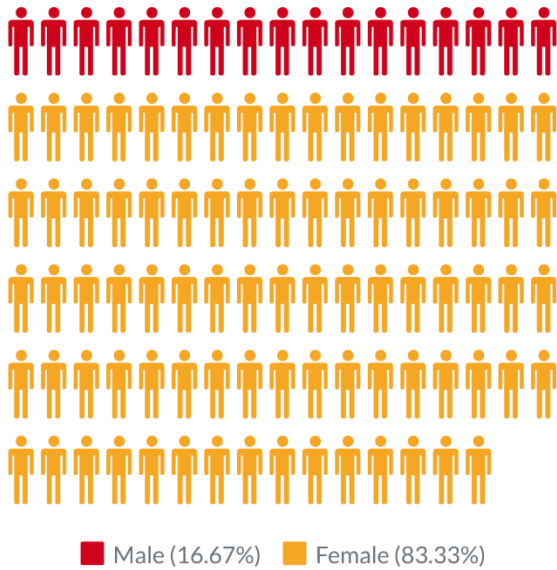
- Modern and traditional professional occupations (25.49%)
- Senior, middle, or junior managers or administrators (21.57%)
- Clerical and intermediate occupations (1.96%)
- Technical and craft occupations (14.71%)
- Routine, semi-routine, manual, and service occupations (17.65%)
- Small business owners who employed less than 25 people (4.9%)
- Long term unemployed (0.98%)
- Other, such as: retired / this question does not apply to me / I don't know (2.94%)
- Prefer not to say (9.8%)

Comparing Data

The number of respondents who have participated may vary each year.

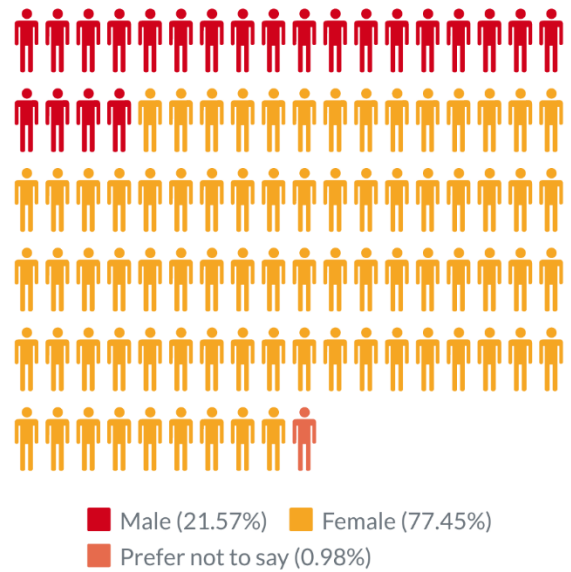
2023

Respondents - Sex registered at birth

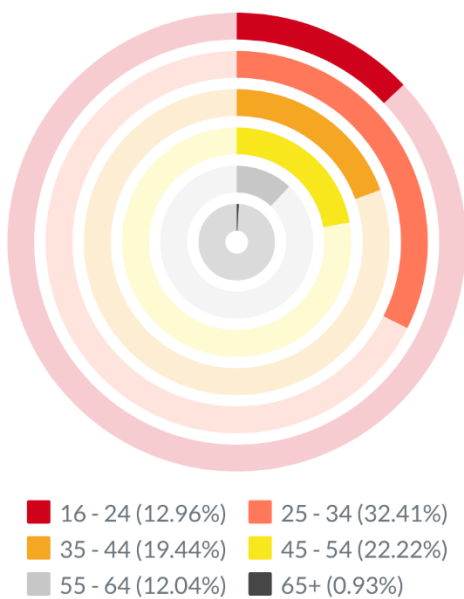


2025

Respondents - Sex registered at birth



Respondents - Age



Respondents - Age

